





















Group: A - GS Boys

| Name | Floor Score | Vault Score | P-Bars | Total | Position |
|-------------|--------------------|--------------------|---------------|--------------|---|
| LB | 8.2 | 8.2 | 9.4 | 25.8 |  1  |
| JD | 6.9 | 8.2 | 8.9 | 24 |  2  |
| ZB | 7.4 | 7.2 | 8.4 | 23 |  3  |
| ED | 8 | 7.6 | 7.3 | 22.9 | 4 |
| OM | 7 | 7.5 | 8 | 22.5 | 5 |
| BM | 7.6 | 8.1 | 6.2 | 21.9 | 6 |
| OM | | | | 0 | DNC |









Group: B - Purple 2013

| Name | Floor Score | Vault Score | Total | Position |
|-------------|--------------------|--------------------|--------------|---|
| CL | 9.2 | 9.2 | 18.4 |  1  |
| OS | 9 | 9 | 18 |  2  |
| LK | 9 | 8.9 | 17.9 |  3  |
| MG | 8.6 | 9 | 17.6 | 4 |
| MR | 8.2 | 8.6 | 16.8 | 5 |
| JK | 7.9 | 8.9 | 16.8 | 6 |
| LB | 7.6 | 8.7 | 16.3 | 7 |
| EB | 7.6 | 8.5 | 16.1 | 8 |
| ED | 7.1 | 8 | 15.1 | 9 |
| AK | | | 0 | DNC |











Group: C - Purple 2010 & 2011

| Name | Floor Score | Vault Score | Total | Position |
|-------------|--------------------|--------------------|--------------|---|
| HV | 8.6 | 9.1 | 17.7 |  1  |
| NA | 8.6 | 8.3 | 16.9 |  2  |
| AN | 8.1 | 8.7 | 16.8 |  3 =  |
| DF | 8.1 | 8.7 | 16.8 |  3 =  |
| MH | 7.3 | 9 | 16.3 | 4 |
| DT | 7.6 | 8.6 | 16.2 | 5 |
| MJ | 6.7 | 8.9 | 15.6 | 6 |







Group: D - Purple 2012

| Name | Floor Score | Vault Score | Total | Position |
|-------------|--------------------|--------------------|--------------|---|
| SS | 8.6 | 9 | 17.6 |  1  |
| MO | 8.3 | 8.9 | 17.2 |  2 =  |
| GD | 8.4 | 8.8 | 17.2 |  2 =  |
| LN | 8.3 | 8.7 | 17 |  3  |
| SL | 7.9 | 8.7 | 16.6 | 4 |
| TF | 6.4 | 8.6 | 15 | 5 |







Group: E - Purple 2012

| Name | Floor Score | Vault Score | Total | Position |
|-------------|--------------------|--------------------|--------------|---|
| AJ | 8.3 | 9.2 | 17.5 |  1 =  |
| EB | 9 | 8.5 | 17.5 |  1 =  |
| RG | 8.4 | 9.1 | 17.5 |  1 =  |
| IL | 8.1 | 8.8 | 16.9 |  2  |
| ES | 8.2 | 8.6 | 16.8 |  3  |
| AP | 7.7 | 8.4 | 16.1 | 4 |







Group: F - Purple 2015 & 2016

| Name | Floor Score | Vault Score | Total | Position |
|-------------|--------------------|--------------------|--------------|---|
| KD | 8.6 | 9.2 | 17.8 |  1  |
| OC | 8.6 | 9.1 | 17.7 |  2  |
| AT | 8.2 | 9.3 | 17.5 |  3  |
| EC | 8 | 9.1 | 17.1 | 4 |
| MS | 7.7 | 8.7 | 16.4 | 5 |
| ML | 6.8 | 8.5 | 15.3 | 6 |









Group: G - Purple 2014

| Name | Floor Score | Vault Score | Total | Position |
|-------------|--------------------|--------------------|--------------|---|
| JB | 8.4 | 9.1 | 17.5 |  1  |
| ZL | 8.4 | 9 | 17.4 |  2  |
| EH | 8.4 | 8.9 | 17.3 |  3  |
| SG | 8.2 | 8.8 | 17 | 4 |
| IM | 8.6 | 7.8 | 16.4 | 5 |
| ZS | | | 0 | DNC |







Group: H - Purple 2014

| Name | Floor Score | Vault Score | Total | Position |
|------|-------------|-------------|-------------|---|
| TP | 9 | 9.5 | 18.5 |  1  |
| CD | 8.8 | 9.3 | 18.1 |  2  |
| AT | 8.4 | 9.1 | 17.5 |  3  |
| RA | 8.6 | 8.8 | 17.4 | 4 |
| ID | 8.5 | 8.6 | 17.1 | 5 |
| SN | 8 | 9 | 17 | 6 |
| AP | 7.8 | 8.9 | 16.7 | 7 |





Group: I - Red 2016 & 2017

| Name | Floor Score | Vault Score | Total | Position |
|-------------|--------------------|--------------------|--------------|---|
| DW | 9 | 9.6 | 18.6 |  1  |
| SB | 8.5 | 9.5 | 18 |  2  |
| IW | 8.1 | 9.5 | 17.6 |  3 =  |
| UG | 8.2 | 9.4 | 17.6 |  3 =  |
| YA | 7.8 | 9.4 | 17.2 | 4 |
| LA | 7.5 | 9.5 | 17 | 5 |
| MV | 7.4 | 9.5 | 16.9 | 6 |
| NJ | 6.9 | 9.5 | 16.4 | 7 |
| HD | | | 0 | DNC |

Group: J - Red 2018

| Name | Floor Score | Vault Score | Total | Position |
|-------------|--------------------|--------------------|--------------|---|
| RD | 7.9 | 9.6 | 17.5 |  1  |
| CS | 7.6 | 9.6 | 17.2 |  2  |
| IW | 7.3 | 9.8 | 17.1 |  3  |
| HB | 7.4 | 9.5 | 16.9 | 4 |
| AJ | 6.9 | 9.7 | 16.6 | 5 |
| ZL | 7 | 9.5 | 16.5 | 6 |

Group: K - Purple 2018

| Name | Floor Score | Vault Score | Total | Position |
|-------------|--------------------|--------------------|--------------|---|
| AO | 9.4 | 9.5 | 18.9 |  1  |
| AG | 7 | 8.5 | 15.5 |  2  |